



North
Northamptonshire
Council

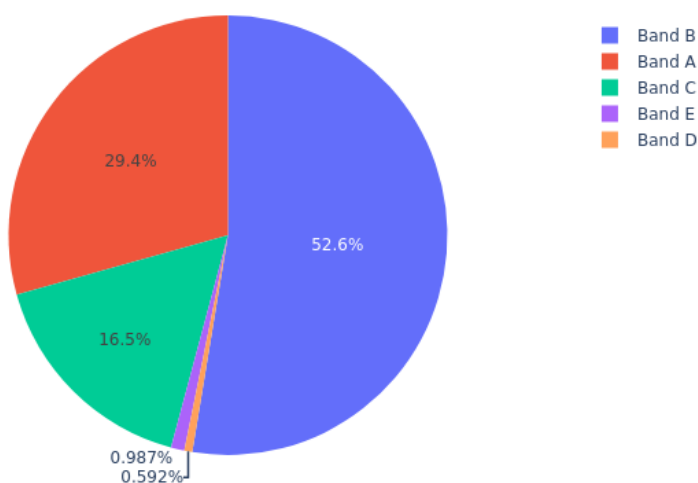
Annual Lettings and Housing Demand Report (2024/2025)

Lettings Overview

Lettings by Band

Band	Total
Band A	446
Band B	799
Band C	250
Band D	9
Band E	15

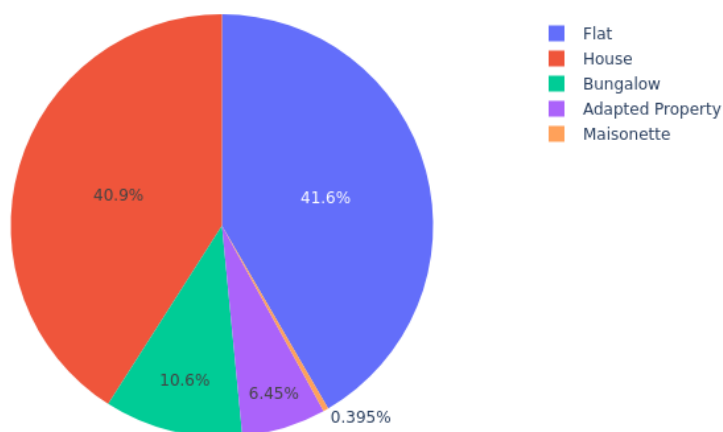
Lettings by Band



Lettings by Property Type

Property Type	Total
Adapted Property	98
Bungalow	161
Flat	632
House	622
Maisonette	6

Lettings by Property Type



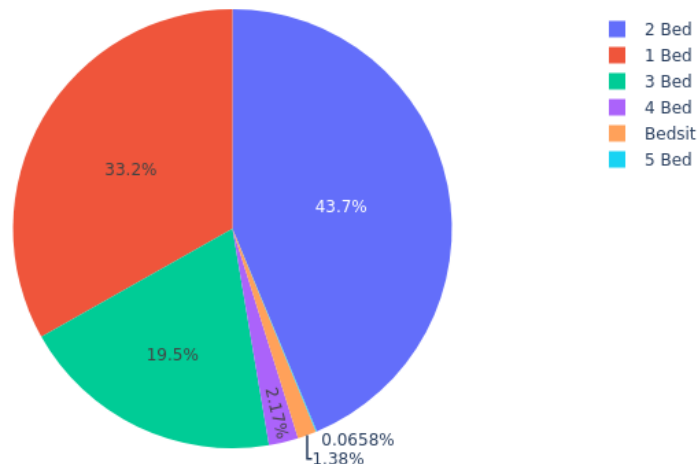
Property Type/Bedrooms

Property Type/Bedrooms	1 Bed	2 Bed	3 Bed	4 Bed	5 Bed	Bedsit
Adapted Property	47	42	9	0	0	0
Bungalow	83	73	5	0	0	0
Flat	359	247	5	0	0	21
House	15	300	273	33	1	0
Maisonette	0	2	4	0	0	0

Bedrooms Summary

Bedrooms	Total
1 Bed	504
2 Bed	664
3 Bed	296
4 Bed	33
5 Bed	1
Bedsit	21

Bedrooms Summary



Property Type by General Needs vs Sheltered

Property Type	General Needs	Sheltered
Adapted Property	98	0
Bungalow	122	39
Flat	500	132
House	622	0
Maisonette	6	0

Property Type by Council vs Registered Provider

Property Type	Council	Registered Provider
Adapted Property	50	48
Bungalow	88	73
Flat	203	429
House	131	491
Maisonette	5	1

Adaptations - Level Access Shower vs Wetroom

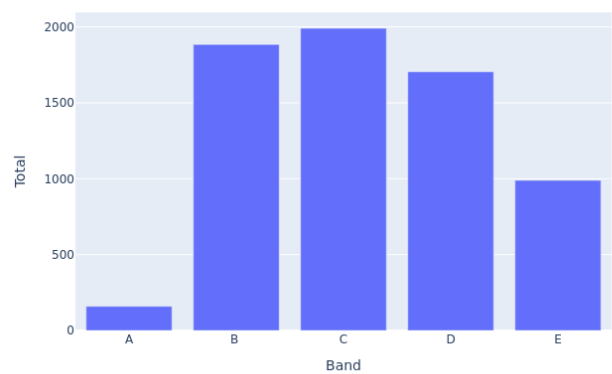
Property Type	Level Access Shower	Wetroom
Adapted Property	27	71
Bungalow	29	105
Flat	21	60

Housing Demand Overview as of 1 April 2025

Housing Demand by Band

Band	Total
A	159
B	1884
C	1991
D	1704
E	989

Housing Demand by Band



Housing Demand by Bedroom

Bedroom	Total
1	4187
2	1273
3	875
4	382
5	10

Housing Demand by Bedroom

