



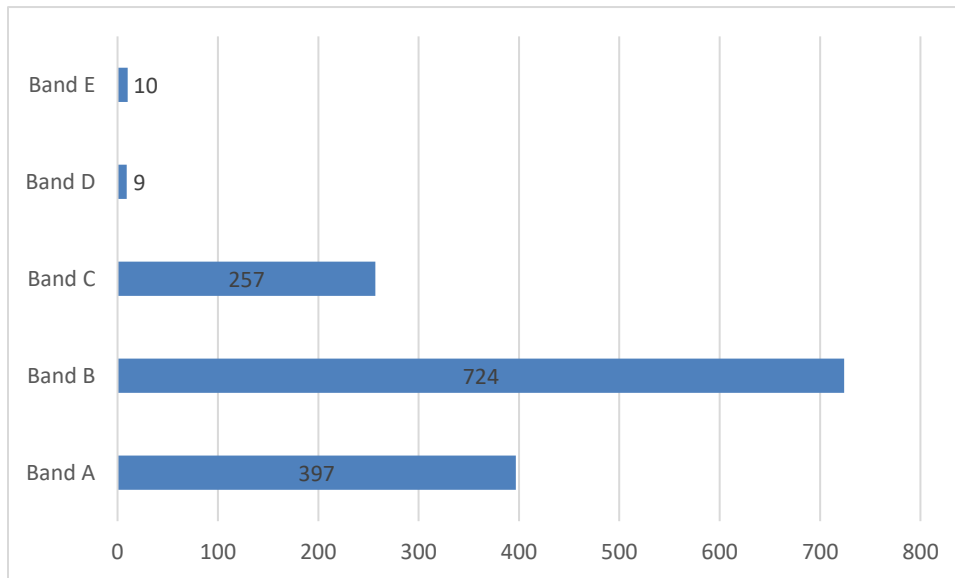
**North  
Northamptonshire  
Council**

# Annual Lettings and Housing Demand Report (2025/2026)

## Lettings Overview

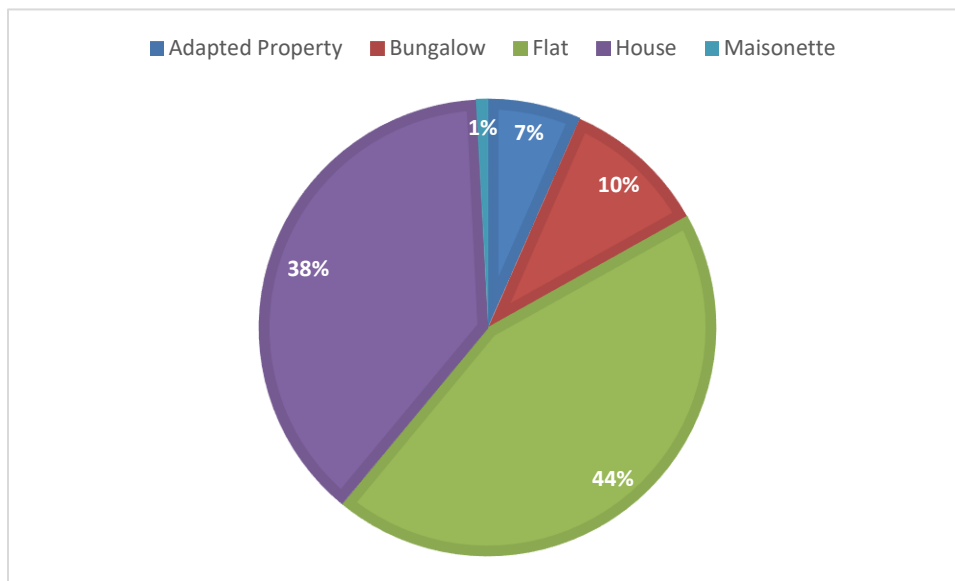
### Lettings by Band

<b>Band</b>	<b>Total</b>
Band A	397
Band B	724
Band C	257
Band D	9
Band E	10



## Lettings by Property Type

Property Type	Total
Adapted Property	92
Bungalow	144
Flat	616
House	534
Maisonette	11

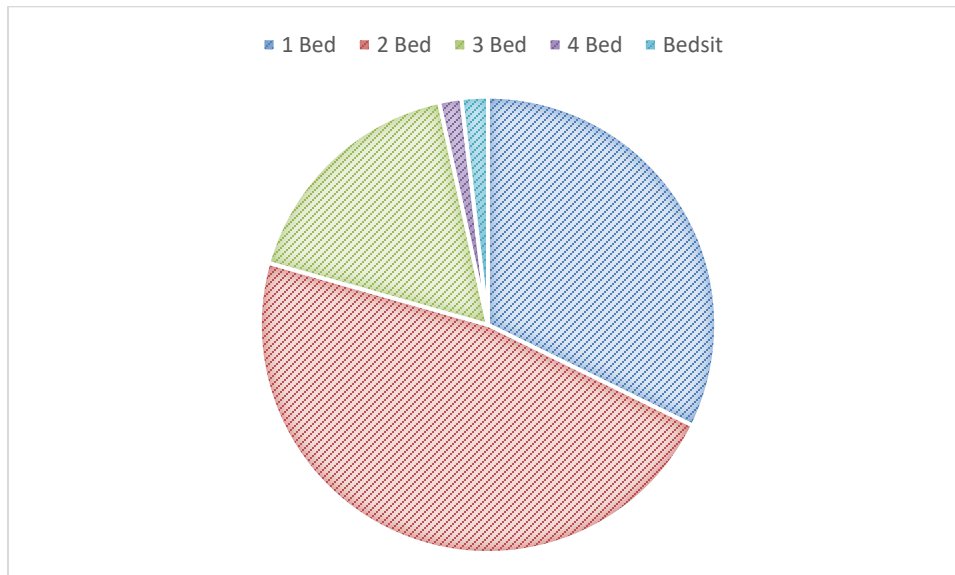


## Property Type/Bedrooms

Property Type/Bedrooms	1 Bed	2 Bed	3 Bed	4 Bed	5 Bed	Bedsit
Adapted Property	39	43	8	1	0	1
Bungalow	79	63	4	0	0	1
Flat	328	260	3	1	0	24
House	8	386	220	20	0	0
Maisonette	0	6	5	0	0	0

## Bedrooms Summary

Bedrooms	Total
1 Bed	451
2 Bed	658
3 Bed	240
4 Bed	22
5 Bed	0
Bedsit	26



## Property Type by General Needs vs Sheltered

Property Type	General Needs	Sheltered
Adapted Property	91	1
Bungalow	95	49
Flat	510	106
House	534	0
Maisonette	11	0

## Property Type by Council vs Registered Provider

Property Type	Council	Registered Provider
Adapted Property	35	57
Bungalow	78	66
Flat	187	429
House	115	419
Maisonette	9	2

## Adaptations - Level Access Shower vs Wetroom

Property Type	Level Access Shower	Wetroom
Adapted Property	19	73
Bungalow	24	85
Flat	40	66

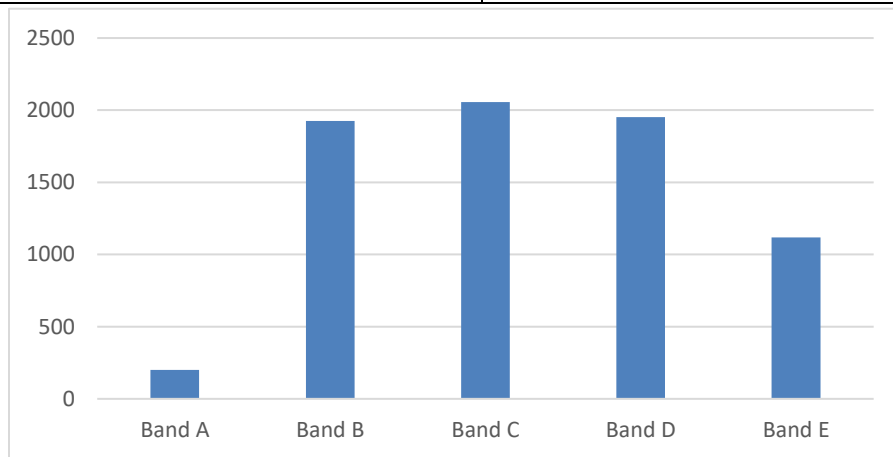
## Lettings by Ethnic Origin

<b>Ethnic Origin</b>	<b>Total</b>
Any other ethnic group	5
Asian / Asian British - Bangladeshi	6
Asian / Asian British - Indian	10
Asian / Asian British - Other	6
Asian / Asian British - Pakistani	7
Black / Black British - African	70
Black / Black British - Caribbean	19
Black / Black British - Other	6
Chinese	2
Mixed - Other	6
Mixed - White / Asian	10
Mixed - White / Black African	9
Mixed - White / Black Caribbean	29
Not stated	6
White - British	1072
White - Irish	12
White - Other	122

# Housing Demand Overview as of 1 April 2025

## Housing Demand by Band

Band	Total
A	201
B	1925
C	2057
D	1953
E	1119



## Housing Demand by Bedroom

Bedroom	Total
1	4717
2	1155
3	911
4	458
5	14

